

" +"

1.

2.

6145

3.

" "

4.

HGT

5.

- 7.
8. 3
9. 50 130
- 10.
- 11.
12. CO2
- 13.

1. 2019
- 2.
3. | 2001 -2015
4. 2019
5. " " 47
- 6.
- 7.
- 8.

9. 2019
10. 7516 37%
11. " 2019 500 "

°H 1Uii vN ÒvîÑ`H 1Uî Ž-,° çE,î

“ ”

“ ”

“ ”

“ ”

“ ”

“ ”

“ ”

“ ”

“ ”

“ ”

“ ”

“ ”

“ ”

“ ”

“ ”

“ ”

“ ”

“ ”

“ ”

“ ”

“ ”

“ ”

“ ”

“ ”

“ ”

“ ”

" "

" "

" "

" "

" "

"

" "

" "

"

" "

“ ”

Top

4

20

166

30 60

“ ”

— —

“

”

.....

Top

6

“

”

“

”

”

”

”

”

“ ”

“ ”

“ ”

“ ”

”

”

Top

7

” ”

” ”

" "

"

"

Top

8

" " " "

" "

" " " "

" "

" "

" "

" "

"

— —

" "

"

"

”

”

”

”

”

”

”

”

”

”

”

”

”

”

”

”

”

”

”

”

"

"

"

—

Top

10

" "

" "

Top

11 " " —

.....

.....

" "

" "

" "

.....

13

2019

20~24GW

”

”

[Top](#)

14

2.1 主要财务数据

单位：元 币种：人民币

	本报告期末	上年度末		本报告期末比上年度末增减 (%)
		调整后	调整前	
总资产	54,101,048,774.49	39,659,244,130.93	39,659,244,130.93	36.41
归属于上市公司股东的净资产	25,792,945,494.88	16,451,586,754.06	16,451,586,754.06	56.78
	年初至报告期末 (1-9月)	上年初至上年报告期末 (1-9月)		比上年同期增减 (%)
		调整后	调整前	
经营活动产生的现金流量净额	4,014,292,832.29	1,061,007,894.67	1,061,007,894.67	278.35

"

"

"

"

"

"

http://www.semi.org.cn/pv/news_show.aspx?ID=22506&classid=12 Top

17

" "

" "

" "

“ ”

2.

1	9	3.4%	
2019	9	31.20	8.03%

2

7 19 5 50

C 15 16

" "

2019 7 19 17 45

C 15 16

" "

500m3

" 3· 21"

" 4· 15"

" 7· 19"

" 7· 19"

2019 6 26 C

7 12

" "

7 19

" "

"

"

2019 8

1

0.5PPm

300PPm

2

3

4

5

1#

2#

1

2

(1) 2.2 400kW

(2)

(3)

IE4

H80

H355

0.75 355kW

2 4 6 8

95%

6%

(1)

(2)

10 300kW

1000 50000r/min

500r/min

500N· m

10%

(1) 2.2 400kW

(2)

(3)

2005

25%

80%

20%

25%

20%

10%

7%;

;

(1)

3 15kW

;

(2)

(3)

IE3()

YE3

0.55 315kW

H80 H355

4CQ~

3000r/min

100 5000r/min

"

"

<http://www.compressoronline.cn/index.php?m=content&c=index&a=show&catid=5&id=8840>

4

				2020
50	GDP	15%		
	"	"		18%
4%				
	EMCA	2018		
4774	15.1%			
40				
	8	10%	2018	4200

kW· h/a

66%

34%

1420.4

kW· h/a

4

2019

GB19153-2009

50%

2

10% 30%

90%

0.7MPa

1mm

3525

40% 55%

b.

x y x
() x y

<http://www.compressoronline.cn/index.php?m=content&c=index&a=show&catid=5&id=8842>

5

" 2025"
2019 3000

1

		2019			12%
11%		10%	9.9%	7.2%	
2018	500		100	14	9
8		10			

2

2019

3.1% 2.9%

2.8% 2.7% 2.4%

37.78%

15.56%

10%

36.96% 18.48% 8.7%

3.1%

2.9%

2.8%

2.7%

2.4%

3

2019

13%

8%

1

100

100

60%

“ ”

<http://www.compressoronline.cn/index.php?m=content&c=index&a=show&catid=5&id=8837>

6

“ ”

“ ”

“ ” “ ”

“ ”

“ ” “ ”

“ ”

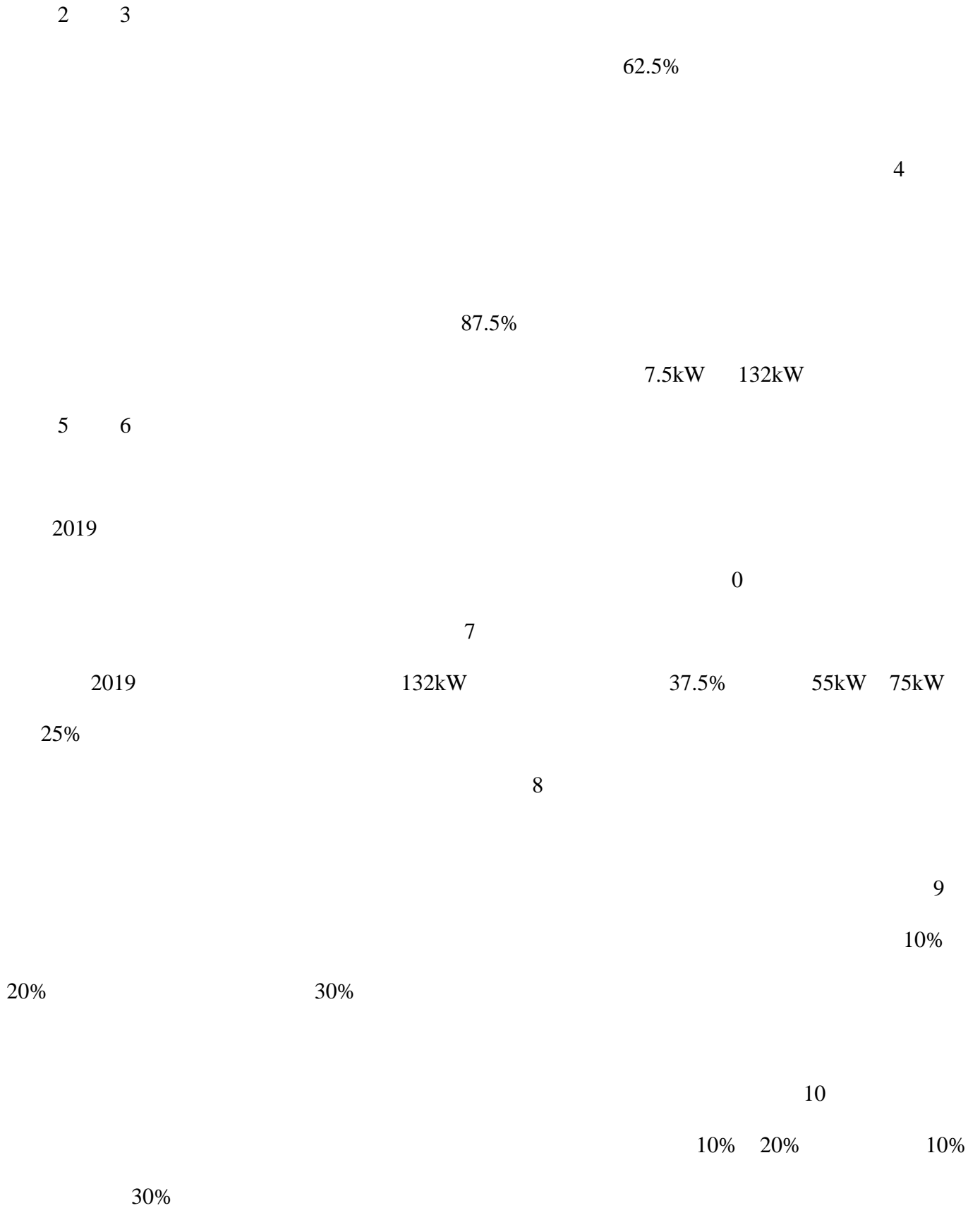
“ ”

“ ”

108

“ ” “ ”





					11
	2019			4 5	2
3		16.7%	3 4		
		4000	30%	12	
	2019				

6-12

/

62.5%

37.5%

17

<http://www.compressoronline.cn/index.php?m=content&c=index&a=show&catid=6&id=8871>

8

2010

2018

2017

1

2

3

4

ROI

2018 5

Excel

ERP

APP

ERP

PAD

70%

PLM


PLM

APQP

CAD ERP OA

C2B

/



know-how

] Q

7%

35%

20

80

10kW

2kW

2

80-100

45

85

(GB13271-2014)

2016 7 1

10t

3 4

5

=1165kg

$1165 \times 24 = 27960\text{kg} = 27$

100kg

270

<http://www.compressoronline.cn/index.php?m=content&c=index&a=show&catid=6&id=8870>

10

106.1

8 27 29

31.7%

7 25

2019

47

3.41 /

1.75 /

20%

2%

8 28

24%

1.26

PECVD

1	9				22	5		13
18		25		14				13
		5	2	IPO	9	5	IPO	13
1	9				58		43	6
10		2013					47	

Solar Ten Announced Large Scale Projects Funded By Dollar Amount in Q3 2019.

Investors	Company/ Project Developer	Capacity (MW)	Amount (\$M)
EPRI	Navitas Energy	638	100
500	European Investment Bank (EIB), Instituto de	700	100
Formalight (Solar Bug)		500	100
100.5	Sonneditx		100.5
215	174 Power Global		215
204.5	CIT Group		200
Capital Group			Source: Mercom

1	9		57		10	64	16
		9			ERG		2 55
Perseo	78	5					
			20		18	14	
5			1				

9

15 9

23 6

34

4 3

2 2

739

536

<https://solar.ofweek.com/2019-10/ART->

3.

1

—

"

"

—

—

—

"

"

"

"

"

"

"

"

"

"





2

6145

3

" "

" "

" "

" "

4 HGT

" . "

" "

5

6 12 2020

7

" "

”

”

”

" "

" "

“

”

8

3

"

"

"

"

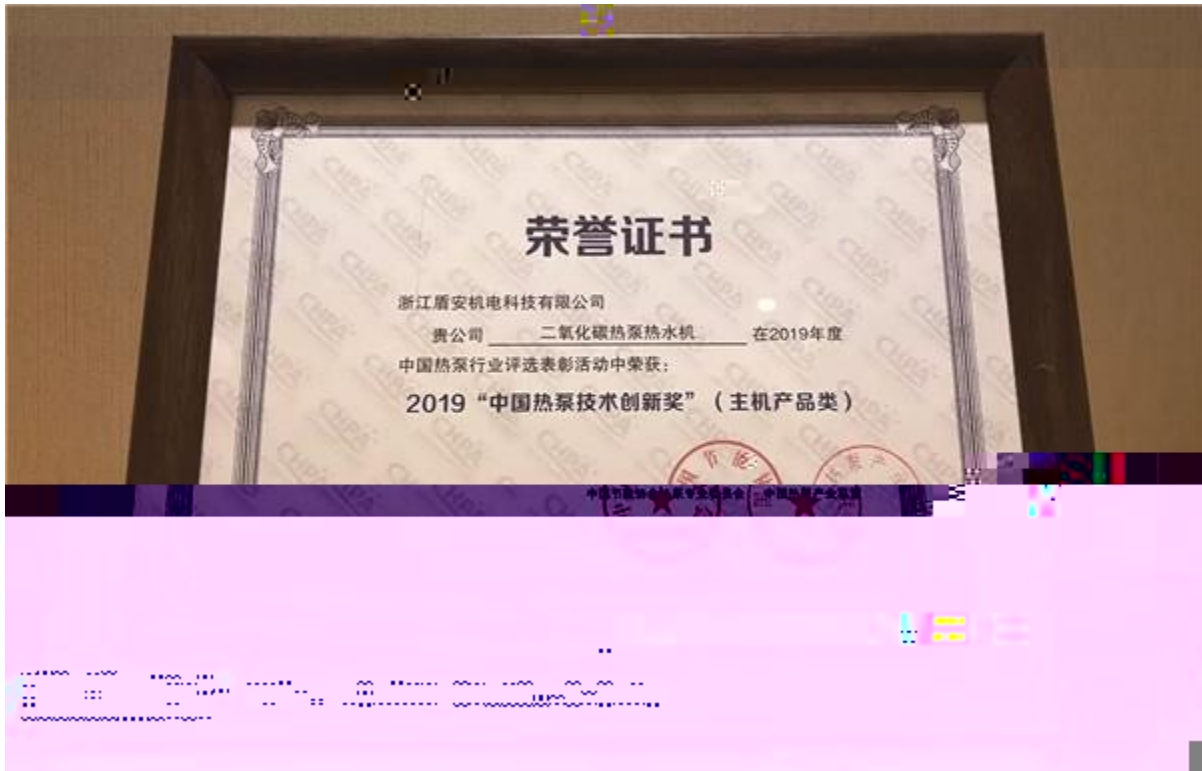
http://bao.hvacr.cn/201910_2084446.htm//34445634>> BDC325.cn/201910_>BDCBT/F512Tf00210163.624318.51T

“ ”

[Top](#)

12

CO2



"

"

Top

4.

1

2019

2019

RC2-PLUS RC2-G RC2-T

2019

74,238.79

9.06%

9,526.63

8.87%

0.1783

9.54%

5.01%

0.79%

<http://www.compressoronline.cn/index.php?m=content&c=index&a=show&catid=107&id=8889>

23

11

http://www.sohu.com/a/340875209_727843

3 | 2001 -2015

2019-09-17

2002

2001 -2015

2002


3-40 /

2005

()

70%

2




.....





4.0



<https://www.hvacrhome.com/news/show.php?itemid=45918>

5 " " 47

9 25

2019

400

2017

2019

2019

2019

47

6

13

6

22

47

http://www.sohu.com/a/343404157_212888

6

2019-10-10

#03V8

op

ZW Fa t`

<http://www.sheitc.sh.gov.cn/gg/683874.htm>

8

2019-10-15

10 14

2019

,

http://yuqing.10jqka.com.cn/enterprise/snapshot.html?uid=8997b365b907c49f°rou_p_id=&channel=weixin&source=%E4%B8%8A%E6%B5%B7%E7%94%9F%E6%9C%8D%E4%B8%9A&monitor=%E4%B8%8A%E6%B5%B7%E6%B1%89%E9%92%9F%E7%B2%BE%E6%9C%BA%E8%82%A1%E4%BB%BD%E6%9C%89%E9%99%90%E5%85%AC%E5%8F%B8&keyword

2019

RFC

RFC

16

45

40

40P

3P-25P

40P

75P

	/		VI	25	100%
HS85	COP	5-10%			



10

7516

37%

2019-10-29

002158

2019

514,168,187.18

14.34%

75,160,169.10

36.82%

2019

1,256,556,102.03

0.75%

170,426,431.57

6.87%

3,401,117,893.25

4.56%

59,408,384.74

67.25%

0.1404 /

<http://static.cninfo.com.cn/finalpage/2019-10-30/1207034423.PDF>

<http://www.wabei.cn/Home/News/77373>

11

" 2019

500 "

2019-10-31

10.53

1.29%

6195.37

8.58%

